
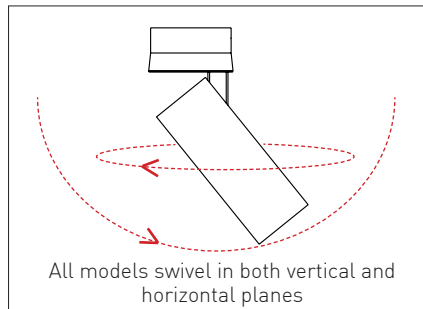
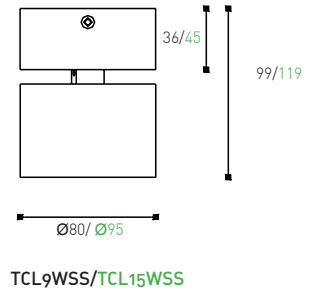
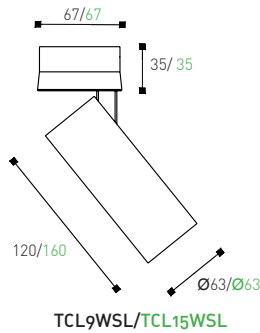


LED CAN Downlights

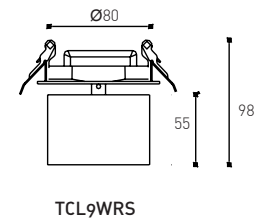
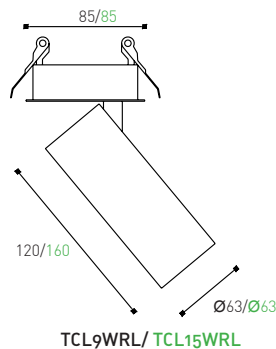
TecLeds range of LED Can Downlights offer a flexible solution for surface and recessed mounted down lighting. Ranging in power from 9W to 30W these lights will fulfill a myriad of lighting solutions. Dimming option available on selected models.

LED Swivel Head omni-directional Downlights

Surface Mounted



Recessed



SPECIFICATIONS										
Code	Colour Temp.	Watts	Lumens	Beam angle	CRI	Casing	Cut-out	Rating	Colour	Dimmable
TLCL9WSL	2700, 3000K	9W	643	24°/38°	→90	Aluminium	n/a	IP20	Black/White	Yes
TLCL15WSL	2700, 3000K	15W	860	24°/38°		Aluminium	n/a	IP20	Black/White	Yes
TLCL9WSS	2700, 3000K	9W	643	24°/38°		Aluminium	n/a	IP20	Black/White	Yes
TLCL15WSS	2700, 3000K	15W	860	24°/38°		Aluminium	n/a	IP20	Black/White	Yes
TLCL9WRL	2700, 3000K	9W	643	20°/36°		Aluminium	Ø75mm	IP20	Black/White	Yes
TLCL15WRL	2700, 3000K	15W	996	20°/36°		Aluminium	Ø75mm	IP20	Black/White	Yes
TLCL9WRS	2700, 3000K	9W	715	20°/36°		Aluminium	Ø80mm	IP20	Black/White	Yes

LED Surface Mount Elegant Range

13W
LCANLR13W
150mm x 90Ømm



13W
LCANLR13W
150mm x 90Ømm



20W
LCANLR20W
200mm x 90Ømm



25W
LCANLR25W
250mm x 90Ømm



**Suspended option for
LCANLR**



A
B

A
Light suspended on s/steel wire with red or black exposed power cable and ceiling plate.

B
Light suspended on 12mm hollow s/steel tube with concealed power cable and ceiling plate.

○ White
● Black

Black and white models available with gold, white or black inner reflector

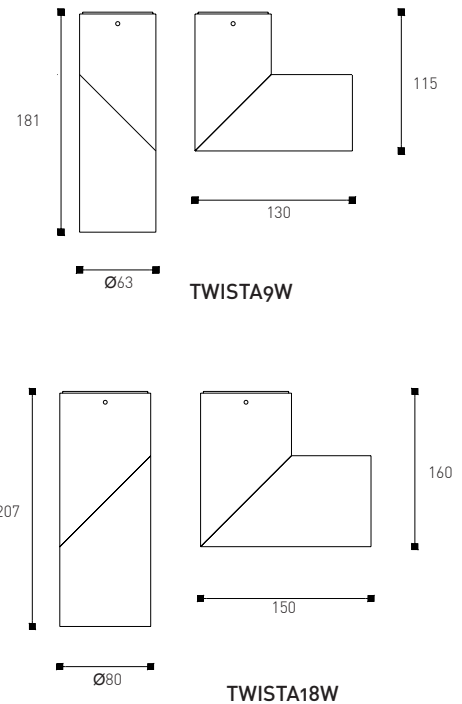
LED Surface Mount 'TWISTA' Downlight



○ White
● Black



Cylinder surface mounted LED downlight, features 90° diagonal split tilt, 360° rotation and set-back lamp for reduced glare. Includes integral 400mA driver.



SPECIFICATIONS									
Code	Colour Temp.	Watts	Lumens	Beam angle	CRI	Dimensions	Rating	Colour	Dimmable
LCANLR13W	2700/3000K	13W	1100	24°/38°/ 60°	>90	150h x Ø90mm	IP44	Black, White	Yes
LCANLR20W	2700/3000K	20W	1800	24°/38°/ 60°		200h x Ø90mm	IP44	Black, White	Yes
LCANLR25W	2700/3000K	25W	2400	24°/38°/ 60°		250h x Ø90mm	IP44	Black, White	Yes
TWISTA9W	2700/3000K	9W	643	15°/38°		181h x Ø63mm	IP20	Black, White	Yes
TWISTA18W	2700/3000K	18W	1350	15°/38°		207h x Ø80mm	IP20	Black, White	Yes

LED Surface Mount Basic Range

○ White
● Black



10W
LCANLR10W

○ White
● Black



25W
LCANLR25W

○ White



13W
LCANCH13W

○ White
● Black



20W and 30W
LCANLSQ20/30W

SPECIFICATIONS

Code	Colour Temp.	Watts	Lumens	Beam angle	CRI	Dimensions	Rating	Colour	Dimmable
LCANLR10W	3000, 4000K	10W	760	60°	>80	100h x Ø90mm	IP54	Black/White	Yes
LCANCH13W	3000K	13W	860	60°		90h x Ø130mm	IP20	Black/White	No
LCANLR25W	3000, 4000K	25W	2100	60°		110h x Ø120mm	IP54	White	Yes
LCANLSQ20/30W	3000, 4000K	20/30W	1600/2400	24°/60°	>90	135 x 135 x 135mm	IP20	Black/White	Yes

TEC=LED

TecLed Pty Ltd

Unit 4, 61 - 71 Beauchamp Road, Matraville NSW 2036

Telephone: (02) 9317 4177 Facsimile: (02) 9317 3544

Email: sales@teclted.com.au